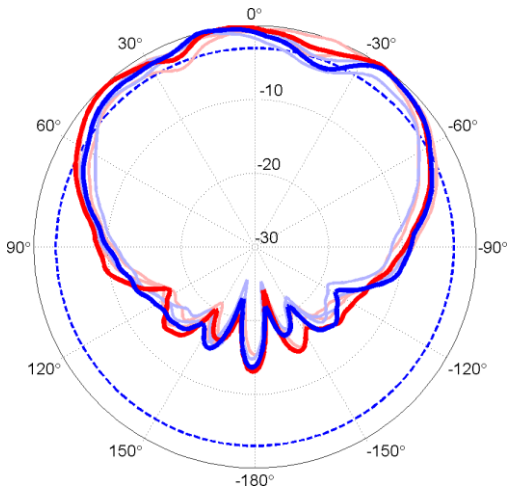


# Product Data Sheet

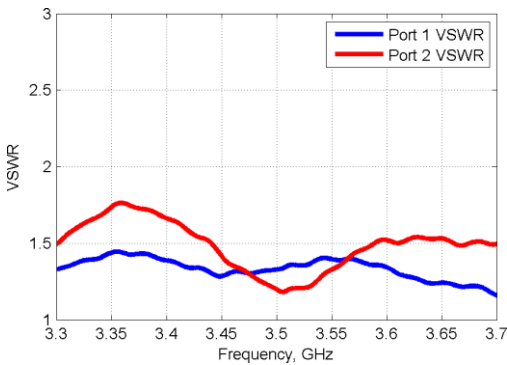
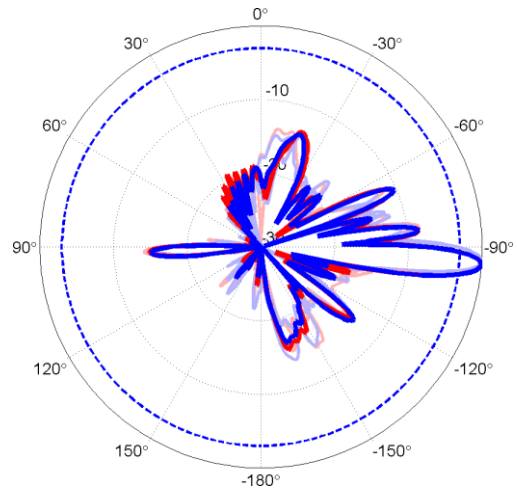
☎ 1-855-276-(KPPA) 5772 or 780-702-7577  
 📧 info@kpperformance.com  
 ✉ 9850 W 190th St, Suite F, Mokena, IL 60448



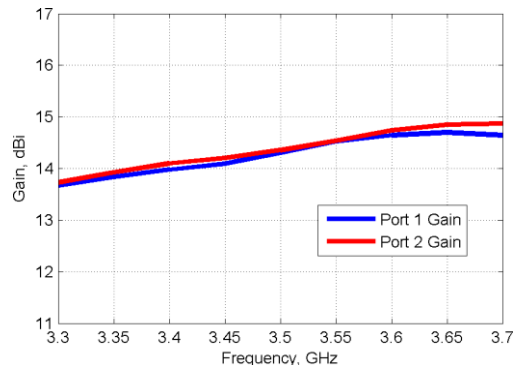
Part Number		KPPA-3GHZDP120S-45	
<b>Electrical</b>		Impedance	50 Ω
Frequency range	3300-3800 MHz	Connector Type	Type N Female x 2
Polarization	±45° slant	<b>Mechanical</b>	
Gain	14.2 dBi	Dimensions	29 x 7 x 3"
Azimuth 3dB beamwidth	120 °	Weight	10 lb
Elevation 3dB beamwidth	7.1°	Mounting method	Carriage bolts
Electrical Downtilt	3 °	Mounting pole dia	1¼" – 3 ½"
VSWR	< 1.5:1	Surface Finish	Matt powder coat
Return loss	> 14 dB	<b>Environmental</b>	
F/B ratio	> 24 dB	Temperature range	-40° to +60° C / +140° F
Cross-pol ratio	> 25 dB	Wind speed	160 km/h / 100 mph
Port to port isolation	15 dB	UV protection	UV resistant UPVC
Input power	50 W max per port	Ingress protection	IP55 rain resistant



Elevation patterns



Gain



ANTENNAS ENGINEERED & MANUFACTURED TO EXCEED INDUSTRY STANDARDS