

2.4 GHz to 2.5 GHz + 4.9 GHz to 7.2 GHz, 4/7 dBi,  
Omni Antenna with N Male Connector

**KP-26-SPOMA-4-NM**



**Features**

- Type N Male Connector
- Outdoor Rated Omnidirectional Antenna
- 2.4 GHz, 5 GHz, 6 GHz WiFi Bands
- 4 dBi gain

**Applications**

- Infotainment systems, Routers, WiFi hotspots, HD video transmission, Gateways, Dash cameras, Public transportation
- WiFi 6e (802.11ax) networks
- Connected cars or self-driving cars, Fleet management, Logistics
- Public Safety Networks
- IoT, Industrial IoT, Zigbee, Bluetooth, WiFi

**Description**

The KP Performance KP-26-SPOMA-4-NM WiFi 6e Stick Omni Antenna is a high performance omnidirectional antenna designed for the 2400 MHz to 7125 MHz bands and is available to ship same day. It features a Type N Male connector, UV protection, omnidirectional patterns for outdoor or indoor use. The KP Performance KP-26-SPOMA-4-NM is ideally suited for 802.11 protocols including 802.11ax as well as IoT, Zigbee and Bluetooth.

The KP Performance high performance omni KP-26-SPOMA-4-NM is a rugged antenna providing broad coverage, low latency, increased network capacity and 4 dBi gain. This N Type Male omnidirectional antenna is suitable for commercial radios and access points in public and private networks that are equipped with N Female connectors. KP Performance's KP-26-SPOMA-4-NM supports 2.4, 5 and 6 GHz bands.

The KP-26-SPOMA-4-NM omni antenna with N Type Male connector, as well as our wide selection of superior quality RF parts, ships same day. Contact the KP Performance friendly and knowledgeable staff for your answers on any of our antennas.

**Configuration**

Design	Omni
Band Type	Dual
Radiation Pattern	Omni Directional
Polarization	Vertical
Connector Type	N Male

**Electrical Specifications**

Description	Minimum	Typical	Maximum	Units
Frequency Range	2.4		7.25	GHz
Input VSWR			2:1	
Impedance		50		Ohms
Input Power			50	Watts

**Specifications by Band**

Click the following link (or enter part number in "SEARCH" on website) to obtain additional part information including price, inventory and certifications:  
[2.4 GHz to 2.5 GHz + 4.9 GHz to 7.2 GHz, 4/7 dBi, Omni Antenna with N Male Connector KP-26-SPOMA-4-NM](#)

2.4 GHz to 2.5 GHz + 4.9 GHz to 7.2 GHz, 4/7 dBi,  
Omni Antenna with N Male Connector

**KP-26-SPOMA-4-NM**



Description	Band 1	Band 2	Band 3	Band 4	Band 5	Units
Range	2,400-2,500	4,900-7,250				MHz
Bandwidth	100	2350				MHz
Gain	4	7				dBi
Horizontal HPBW	360	360				Degrees
Vertical HPBW	30	18				Degrees

**Mechanical Specifications**

Radome Material	Fiberglass
<b>Size</b>	
Length	10.2 in [259.08 mm]
Width	1 in [25.4 mm]
Height	1 in [25.4 mm]
Weight	0.33 lbs [149.69 g]

**Environmental Specifications**

<b>Temperature</b>	
Operating Range	-40 to +70 deg C
Wind Survivability	124 MPH [199.56 KPH]
Humidity	5 to 95 %

**Plotted and Other Data**

Notes:

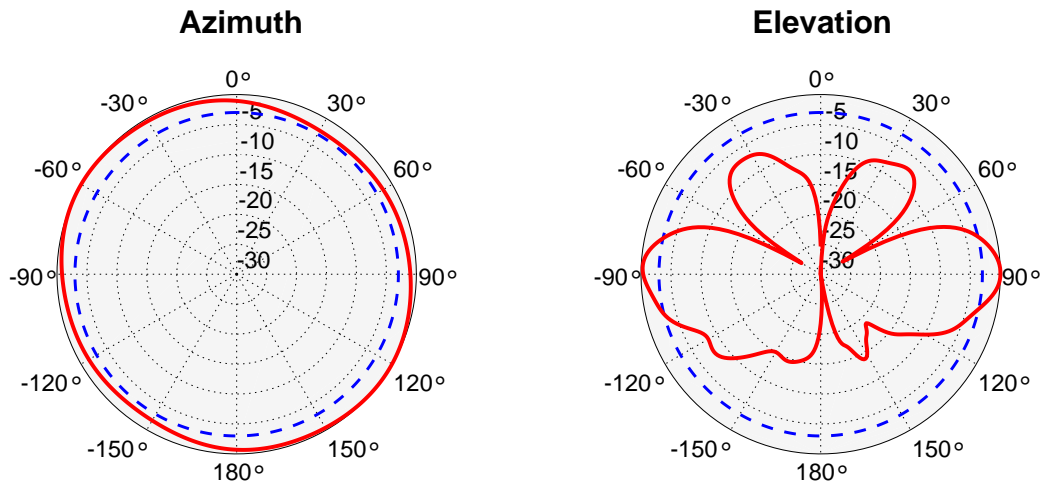
Click the following link (or enter part number in "SEARCH" on website) to obtain additional part information including price, inventory and certifications:  
[2.4 GHz to 2.5 GHz + 4.9 GHz to 7.2 GHz, 4/7 dBi, Omni Antenna with N Male Connector KP-26-SPOMA-4-NM](#)

2.4 GHz to 2.5 GHz + 4.9 GHz to 7.2 GHz, 4/7 dBi,  
Omni Antenna with N Male Connector

**KP-26-SPOMA-4-NM**



**Radiation Patterns at 2450 MHz**



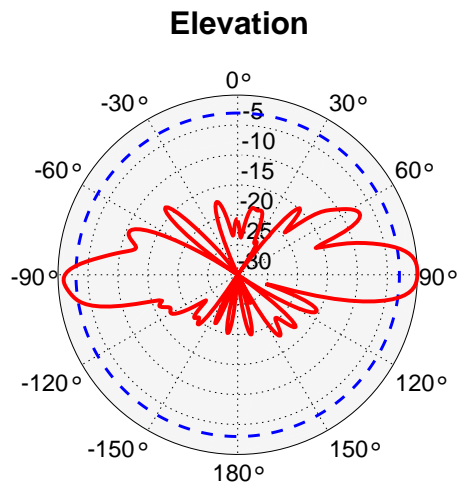
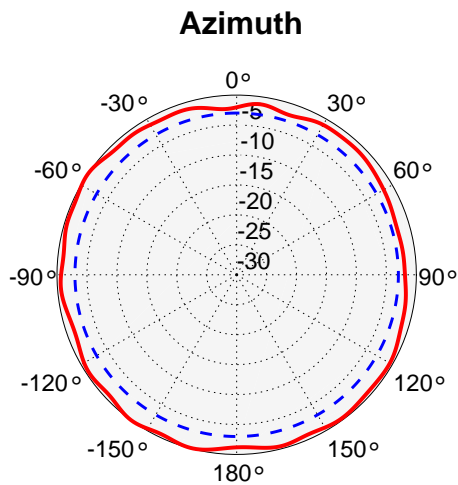
Click the following link (or enter part number in "SEARCH" on website) to obtain additional part information including price, inventory and certifications:  
[2.4 GHz to 2.5 GHz + 4.9 GHz to 7.2 GHz, 4/7 dBi, Omni Antenna with N Male Connector KP-26-SPOMA-4-NM](#)

2.4 GHz to 2.5 GHz + 4.9 GHz to 7.2 GHz, 4/7 dBi,  
Omni Antenna with N Male Connector

**KP-26-SPOMA-4-NM**



### Radiation Patterns of 5850 MHz



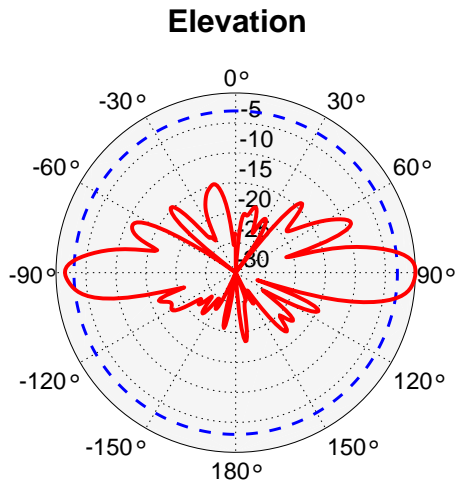
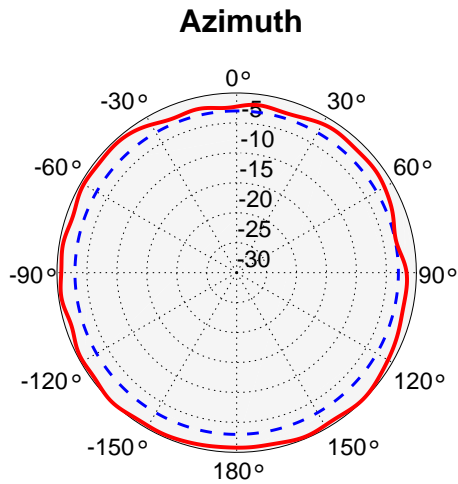
Click the following link (or enter part number in "SEARCH" on website) to obtain additional part information including price, inventory and certifications:  
[2.4 GHz to 2.5 GHz + 4.9 GHz to 7.2 GHz, 4/7 dBi, Omni Antenna with N Male Connector KP-26-SPOMA-4-NM](#)

2.4 GHz to 2.5 GHz + 4.9 GHz to 7.2 GHz, 4/7 dBi,  
 Omni Antenna with N Male Connector

**KP-26-SPOMA-4-NM**



**Radiation Patterns of 7125 MHz**



Click the following link (or enter part number in "SEARCH" on website) to obtain additional part information including price, inventory and certifications:  
[2.4 GHz to 2.5 GHz + 4.9 GHz to 7.2 GHz, 4/7 dBi, Omni Antenna with N Male Connector KP-26-SPOMA-4-NM](#)

2.4 GHz to 2.5 GHz + 4.9 GHz to 7.2 GHz, 4/7 dBi,  
Omni Antenna with N Male Connector

**KP-26-SPOMA-4-NM**



---

**Appendix**

**Electrical Downtilt:** Angle in the antenna's elevation pattern in which the maximum gain occurs.

**Gain:** Antenna's average gain.

**Front to Back Ratio @ 180°±30°:** Average difference between the antenna's maximum gain and the maximum gain in the antenna's back lobe over ±30° angles.

**Cross-polarization Ratio (dB):** Typical difference between the co-polarization and cross-polarization gain across the sector's 3 dB Beam Width.

Dedicated to serving the needs of the Wireless Internet Service Provider (WISP) market, KP Performance Antennas offers purpose built products that reliably perform in the field. KP Performance Antennas product line consists of Yagi, Grid, Omni, Dish and other style antennas that operate in the 900 MHz, 2.4 GHz, 3 GHz, and 5 GHz frequencies.

Click the following link (or enter part number in "SEARCH" on website) to obtain additional part information including price, inventory and certifications: [2.4 GHz to 2.5 GHz + 4.9 GHz to 7.2 GHz, 4/7 dBi, Omni Antenna with N Male Connector KP-26-SPOMA-4-NM](#)

URL: <https://www.kpperformance.com/2.4-ghz-2.5-ghz-5.1-ghz-7.1-ghz-2.5-3.5-dbi-wifi-6e-tilt-swivel-rubber-duck-antenna-sma-male-connector-hg247103rd-sm-p.aspx>

The information contained within this document is accurate to the best of our knowledge and representative of the part described herein. It may be necessary to make modifications to the part and/or the documentation of the part in order to implement improvements. KP Performance reserves the right to make such changes as required. Unless otherwise stated, all specifications are nominal. KP Performance does not make any representation or warranty regarding the suitability of the part described herein for any particular purpose, and KP Performance does not assume liability arising out of the use of any part or document.

KP-26-SPOMA-4-NM CAD Drawing

